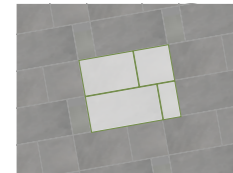


M.P.D. BIG


Available colors ● Blue Select ● Full color ● Pink-Tan

M.P.D. BIG ONE*



Module percentage
24"x48" = 40%
24"x24" = 20%
24"x36" + 12"x24"
(MIX) = 40% **

M.P.D. BIG TWO*



Module percentage
24"x48" = 50%
24"x24" = 0%
24"x36" + 12"x24"
(MIX) = 50% **

M.P.D. BIG THREE*



Module percentage
24"x48" = 40%
24"x24" = 20%
24"x36" + 12"x24"
(MIX) = 40% **

M.P.D. BIG FOUR*



Module percentage
24"x48" = 28,6%
24"x24" = 14,3%
24"x36" + 12"x24"
(MIX) = 57.1% **

M.P.D. SMALL


Available colors ● Blue Select ● Full color ● Pink-Tan

M.P.D. SMALL ONE*



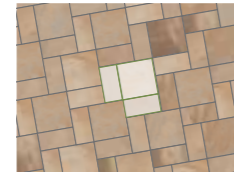
Module percentage
12"x24" = 67%
12"x12" = 33%

M.P.D. SMALL TWO*



Module percentage
12"x24" = 80%
12"x12" = 20%

M.P.D. SMALL THREE*



Module percentage
24"x24" = 50%
12"x24" = 50%

M.P.D. SMALL FOUR*



Module percentage
24"x24" = 67%
12"x24" = 33%

M.P.D. SMALL FIVE*



Module percentage
24"x24" = 57%
12"x24" = 29%
12"x12" = 14%

M.P.D. SMALL SIX*



Module percentage
24"x24" = 33%
12"x24" = 50%
12"x12" = 17%

M.P.D. SMALL SEVEN*



Module percentage
24"x24" = 57%
12"x24" = 29%
12"x12" = 14%

M.P.D. SMALL EIGHT*



Module percentage
24"x24" = 44%
12"x24" = 45%
12"x12" = 11%

* Modular products with 4 mm joint (approx 5/32").
** NOTE: The 24"x36" and 12"x24" sizes (MIX) are palletized together on the same single pallet containing the correct percentages of each size.


PHYSICAL PROPERTIES	TEST ASTM	NORTH AMERICAN STANDARD A137.1*	RESULTS
Water absorption*	C373	≤ 0.5%	COMPLY WITH ANSI A137.1
DCOFAverage dynamic coefficient of friction **	BOT 3000 test	≥ 0.42	≥ 0.42
Skid Resistance	DIN 51097	-	A+B+C
	DIN 51130	-	R11
Resistance to freeze/thaw cycling*	C1026	As reported	RESISTANT
Resistance to thermal shock	C484	As reported	RESISTANT
Warpage (edge)	C485	Warpage ± 0.4% or ± 0.05 in	COMPLY WITH ANSI A137.1
Warpage (diagonal)	C485	Warpage ± 0.4% or ± 0.07 in	COMPLY WITH ANSI A137.1
Wedging	C502	± 0.25% or ± 0.03 in	COMPLY WITH ANSI A137.1
Chemical resistance	C650	As reported	UNAFFECTED
Resistance to stain	C1378	As reported	UNAFFECTED
Breaking strength	C648	250 lbf or greater	≥2200 lbf
Thickness	C499	Range: 0.04 in	COMPLY WITH ANSI A137.1

* Average values referred to our production and related to the matt finish of the product.
** As far as values relating to the matt finish of the product and to tests carried out by certified external laboratories whose results are available upon request at Headoffice, we are willing to check the lot you are interested in purchasing.
- Be sure to use pavers belonging to the same caliber.
- Test results are available on request.
- The information provided can be subject to change. Please refer to <https://hardscape.landmarkceramics.com> for the latest, most accurate and up-to-date information.

For further details about product in 20mm thickness and in particular for recommendations, instructions and restrictions of use and installation, please refer to the Frontier20 catalog or visit the website <https://hardscape.landmarkceramics.com>



LEARN MORE ABOUT



	STAIRS			WALL COVERS	
	STAIR TREAD (*) (**)	GRIP STAIR TREAD (*) (**)	RISER (*)	COVER (*)	END COVER (*)
	Rectified	Bullnose	Rectified	Undecorated border and dripstone	Undecorated border and dripstone
24"x24"	A: 24" I B: 13"	A: 24" I B: 13"	A: 24" I B: 8"	A: 24" I B: 12"	A: 24" I B: 12"
18"x36"	A: 36" I B: 13"	A: 36" I B: 13"	A: 36" I B: 6"	A: 36" I B: 12"	A: 36" I B: 12"
16"x48"	A: 48" I B: 16"	A: 48" I B: 16"	A: 48" I B: 8"		
12"x48"	A: 48" I B: 12"	A: 48" I B: 12"	A: 48" I B: 6"		
POOLS					
	POOL GRID (*)	POOL GRID CORNER (*)	COPING (*) (**)	COPING CORNER (*) (**)	
	Rectified	Rectified	Rectified	Bullnose	Rectified
24"x24"	A: 24" I B: 6"	A: 24" I B: 6"	A: 24" I B: 13" A: 24" I B: 12"	A: 24" I B: 13" A: 24" I B: 12"	
18"x36"	A: 18" I B: 6"	A: 18" I B: 6"	A: 36" I B: 13"	A: 36" I B: 13"	
16"x48"	A: 24" I B: 6"	A: 24" I B: 6"	A: 48" I B: 16"	A: 48" I B: 16"	
12"x48"	A: 24" I B: 6"	A: 24" I B: 6"	A: 48" I B: 12"	A: 48" I B: 12"	

(*) Available in standard version (with undecorated borders).
(**) Monolithic trim pieces (with decorated borders), available in the following colors: Barge Gold, Multicolor Gold, Silver Quartz, Vintage Slab.

COLORED BODY PORCELAIN PAVERS - Rectified Monocaliber



Available size ±0.8"

24"x24"

24"x24"

10%



Available size ±0.8"

24"x24"

24"x24"

10%



Available sizes ±0.8"

24"x48"

24"x36"

24"x24"

12"x12"

24"x24"

12"x24"

12"x12"

24"x48"

24"x36"

24"x24"

12"x24"

12"x12"

10%

10%




Available sizes ±0.8"

24"x36"

12"x12"

12"x24"

10%



Available size ±0.8"

24"x24"

10%



Available size ±0.8"

24"x24"

10%



Available size ±0.8"

24"x24"

12"x24"

10%



Available size ±0.8"

24"x24"

10%



Available sizes ±0.8"

24"x24"

12"x24"



Available size ±0.8"

24"x24"

12"x24"



Available size ±0.8"

24"x24"

12"x24"



Available size ±0.8"

24"x24"



Available size ±0.8"


24"x24"



Available size ±0.8"

24"x24"

10%



Available size ±0.8"

24"x24"

10%



Available size ±0.8"

24"x24"



Available size ±0.8"

24"x24"

10%



Available size ±0.8"

24"x24"



Available size ±0.8"

24"x24"

10%



Available sizes ±0.8"


12"x48"



Available size ±0.8"


24"x24"

10%



Available sizes ±0.8"

12"x48"



Available sizes ±0.8"

16"x48"



Available sizes ±0.8"

16"x48"



Available size ±0.8"

18"x36"



Available size ±0.8"

18"x36"




Available size ±0.8"

18"x36"



Available size ±0.8"

18"x36"



Available size ±0.8"

18"x36"

10%



Available size ±0.8"

18"x36"

The color of tiles printed in this catalog may differ from actual tiles. Tile color reproductions in this catalog are representative only. Slight tone and shade variations are inherent in porcelain tiles. Before selecting a color, we recommend that you contact your local representative, who will provide you with a sample piece of the requested tile. This porcelain tile product is manufactured with a V1/V2/V3/V4 shade variation. Remember that the amount of color as well as the texture of each piece may vary from tile to tile. Inspect the product immediately upon delivery and select tiles from many boxes during installation to minimize and blend any possible color difference.

Color Shading

V1 - UNIFORM APPEARANCE

V2 - SLIGHT VARIATION

V3 - MODERATE VARIATION

V4 - SUBSTANTIAL VARIATION